



20,834 people diagnosed with OG cancer in England and Wales between 1 Apr 2021 - 31 Mar 2023

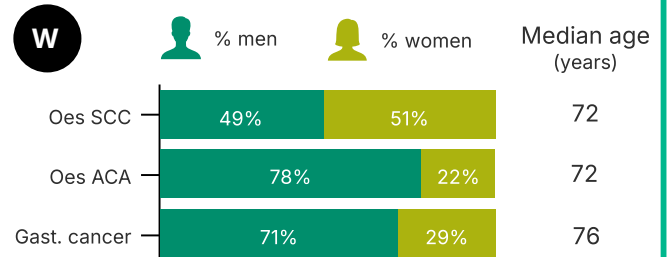
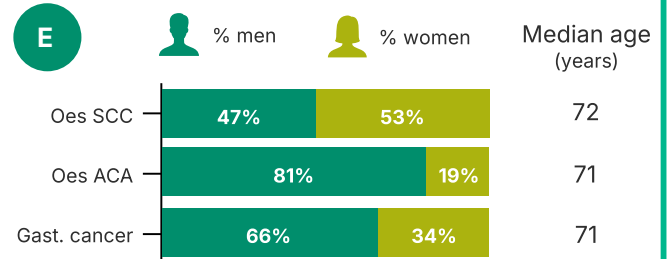
E England: 19,512 **W** Wales: 1,322

Emergency & stage 4 diagnoses

E **21%** People diagnosed after emergency admission
W **18%**

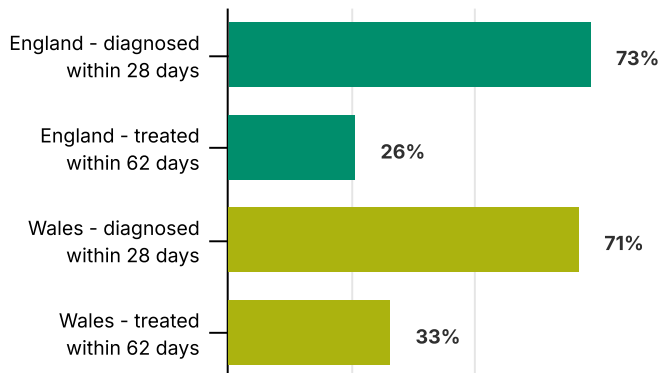
4 **E** **37%** People diagnosed with stage 4 disease
W **32%**

Patient profile at diagnosis



Waiting times

% of people diagnosed and treated within 28 and 62 days, respectively*



Curative treatment & outcomes

% people diagnosed at stage 1-3 treated with curative intent

E **49%**
W **31%**

Survival following surgical resection**

	Oesophagectomy		Gastrectomy	
	90-day	1-year	90-day	1-year
E	96.2%	83.1%	96.9%	82.8%
W	95.1%	88.2%	98.6%	85.1%

Non-curative treatment & outcomes



% people diagnosed at stage 4 treated with SACT and/or radiotherapy

E **55%**
W **40%**

4.6%

of stage 4 diagnoses died within 30 days of starting SACT in England***

CNS: Clinical Nurse Specialist
Gast. cancer: Gastric (stomach) cancer
OG: Oesophago-Gastric
Oes SCC: Oesophageal squamous cell carcinoma
Oes ACA: Oesophageal adenocarcinoma
SACT: Systemic Anti-Cancer Therapy

* Waiting times measured from date of urgent GP referral (England) or date of suspicion (Wales) to date of diagnosis and date of first disease-targeted treatment of surgery, radiotherapy, or SACT.

** 3 years' of data (1 Apr 2020 - 31 Mar 2023) used for surgical outcomes to ensure enough procedures to produce robust statistics; results are the % for people undergoing surgery

*** Outcomes of palliative chemotherapy are not reported for Wales due to known issues with oncology data