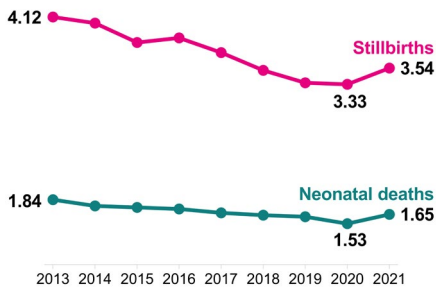


State of the Nation Report

UK Perinatal Deaths for Births from January to December 2021

1. Perinatal mortality rates increased across the UK in 2021



Stillbirths per 1,000 total births

Country	2020	2021
UK	3.33	3.54
England	3.29	3.52
Scotland	3.72	3.27
Wales	3.48	3.88
Northern Ireland	3.38	4.09

Neonatal deaths per 1,000 live births

Country	2020	2021
UK	1.53	1.65
England	1.50	1.60
Scotland	1.47	1.91
Wales	1.64	1.70
Northern Ireland	2.37	2.46

2. There was wide variation in stillbirth and neonatal mortality rates

Percentage of organisations with mortality rates within 5% of the group average

Comparator group	Stillbirths		Neonatal deaths	
	All deaths	Excluding deaths due to congenital anomalies	All deaths	Excluding deaths due to congenital anomalies
Level 3 NICU with surgery	54%	69%	15%	35%
Level 3 NICU	50%	58%	27%	39%
4,000 or more births (No Level 3 NICU)	57%	73%	29%	32%
2,000 to 3,999 births (No Level 3 NICU)	72%	86%	51%	63%
Fewer than 2,000 births (No Level 3 NICU)	75%	100%	70%	85%

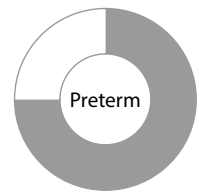
3. Stillbirth and neonatal mortality rates increased in almost all gestational age groups

Stillbirths per 1,000 total births

Gestational age	Rate	Change since 2020
22 to 23 weeks	472.7	4% increase
24 to 27 weeks	212.1	7% increase
28 to 31 weeks	81.7	12% increase
32 to 36 weeks	16.4	6% increase
37 to 41 weeks	1.19	3% decrease

Neonatal deaths per 1,000 live births

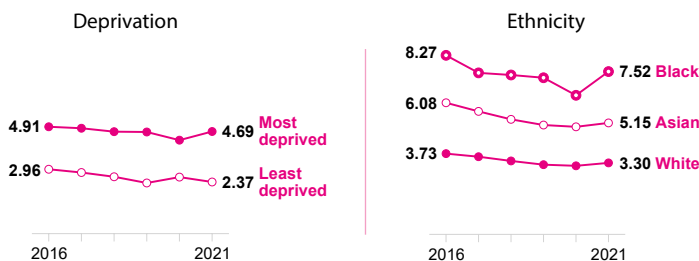
Gestational age	Rate	Change since 2020
22 to 23 weeks	660.5	2% increase
24 to 27 weeks	160.0	18% increase
28 to 31 weeks	34.0	11% increase
32 to 36 weeks	5.35	No change
37 to 41 weeks	0.66	2% increase



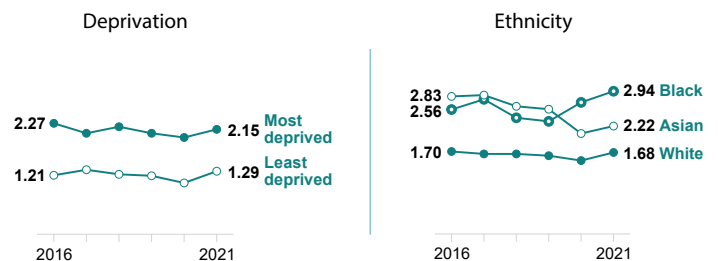
Births before 37 completed weeks' gestational age accounted for 75% of stillbirths and late fetal losses and 73% of neonatal deaths

4. Inequalities in mortality rates by deprivation and ethnicity remain

Stillbirths per 1,000 total births



Neonatal deaths per 1,000 live births



5. The most common causes of stillbirth and neonatal death are unchanged

Most common causes of stillbirth

Unknown	33.4%
Placenta	33.3%
Congenital anomaly	9.3%
Cord	4.7%
Infection	4.5%

Most common causes of neonatal death

Congenital anomaly	32.6%
Extreme prematurity	14.2%
Neurological	14.0%
Cardio-respiratory	8.8%
Infection	7.7%



Congenital anomalies continue to contribute to a significant proportion of perinatal deaths